



## Sign up to be an Online Campaigner!

1. **Find your Branch or Program.** To create your own personal fundraising page, find your branch or program listed below and click the link to open page.

<a href="#">Association Board for the YMCA of Metropolitan Dallas</a>	<a href="#">Moorland Family YMCA at Oak Cliff</a>
<a href="#">Camp Grady Spruce</a>	<a href="#">Park South Family YMCA</a>
<a href="#">Childcare - Afterschool, Day Camp and Learning Academies</a>	<a href="#">Plano Family YMCA</a>
<a href="#">Collin County Adventure Camp</a>	<a href="#">Richardson Family YMCA</a>
<a href="#">Coppell Family YMCA</a>	<a href="#">Semones Family YMCA</a>
<a href="#">Cross Timbers Family YMCA</a>	<a href="#">T. Boone Pickens YMCA</a>
<a href="#">Frisco Family YMCA</a>	<a href="#">The Ashford Rise School of Dallas</a>
<a href="#">Grand Prairie Family YMCA</a>	<a href="#">Waxahachie Family YMCA</a>
<a href="#">JER Chilton YMCA at Rockwall</a>	<a href="#">White Rock Family YMCA</a>
<a href="#">Lake Highlands Family YMCA</a>	<a href="#">YMCA Serving the Irving Community</a>
<a href="#">McKinney Family YMCA</a>	<a href="#">YMCA Serving the West Dallas Community</a>
<a href="#">Moody Family YMCA</a>	

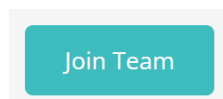
\*If you need assistance or would like an invitation to the page sent to you directly, please contact Development at [giving@ymcadallas.org](mailto:giving@ymcadallas.org).

2. Scroll down to the **Top Teams** section and click on your team's name to open team page.

Top Teams

Team Name	Donation Amount
1 <a href="#">Team</a>	\$0 USD

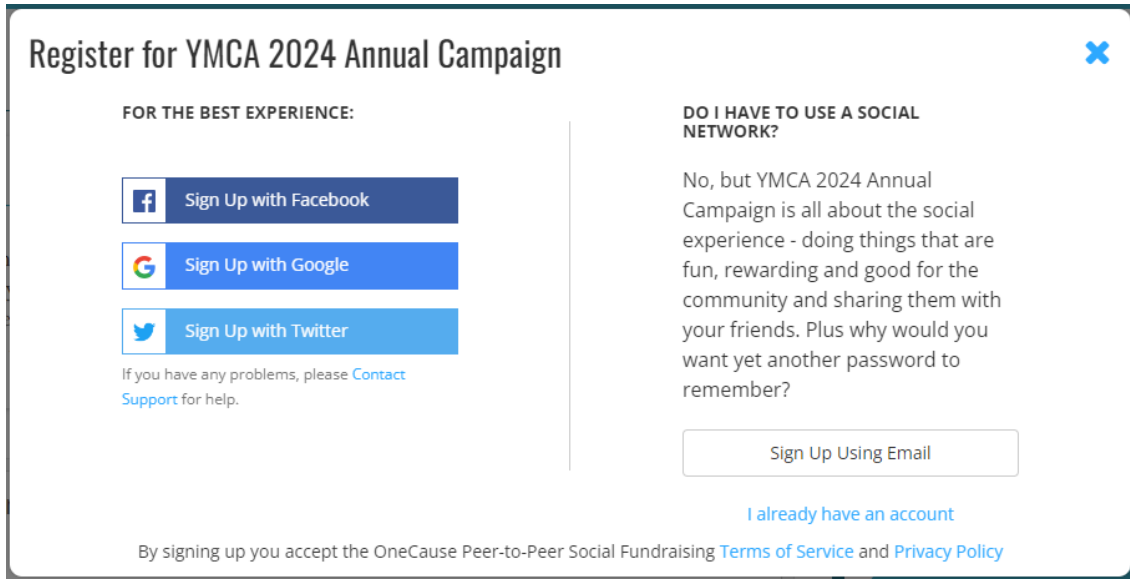
3. Click **"Join Team"**.



If you need assistance or would like an invitation to the page sent to you directly, please contact Development at [giving@ymcadallas.org](mailto:giving@ymcadallas.org).

#### 4. Register:

- First time users: Register by signing up with your existing social media accounts or email
- Previous users: Click "I already have an account".



The registration form is titled "Register for YMCA 2024 Annual Campaign" and includes a close button (X) in the top right corner. It is divided into two main sections. The left section, titled "FOR THE BEST EXPERIENCE:", offers three social media sign-up options: "Sign Up with Facebook", "Sign Up with Google", and "Sign Up with Twitter". Below these is a link to "Contact Support" for help. The right section, titled "DO I HAVE TO USE A SOCIAL NETWORK?", explains that the campaign is about social experience and offers a "Sign Up Using Email" button and a link for "I already have an account". At the bottom, a disclaimer states that signing up implies acceptance of the OneCause Peer-to-Peer Social Fundraising Terms of Service and Privacy Policy.

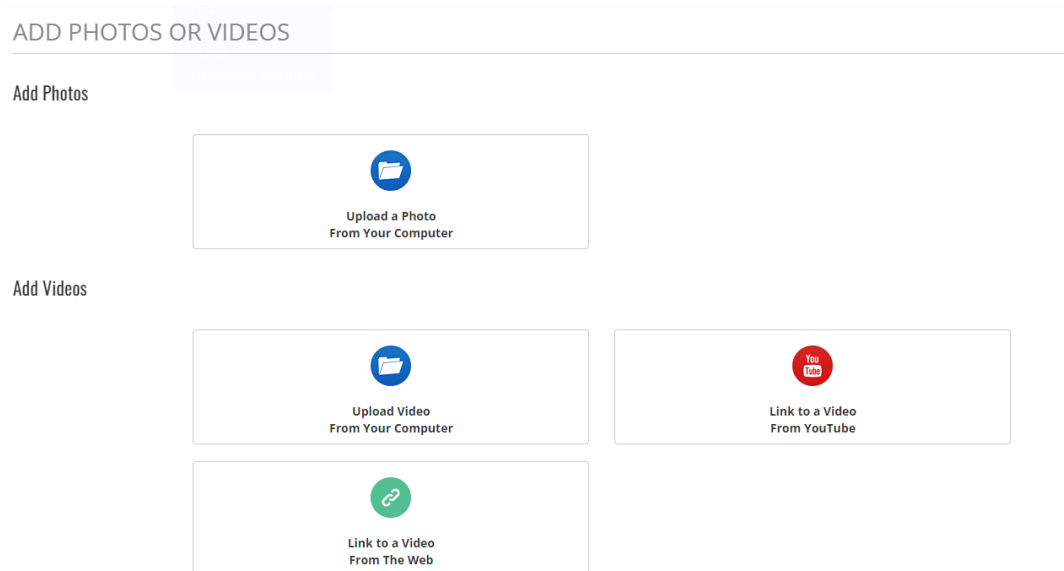
*NOTE: If you have previously set up an account and fundraised with us in the past, you can use your same email/login credentials. Once you have joined a 2024 team you will receive a **NEW** link.*

#### 5. Confirm your Information:

- Confirm contact information and click NEXT.
- Confirm Registration and click FINISH to submit.

#### 6. Personalize your page.

- Make your page personal.
- Add Photos & Videos.



The personalization section is titled "ADD PHOTOS OR VIDEOS" and is divided into two sub-sections: "Add Photos" and "Add Videos". Under "Add Photos", there is a button labeled "Upload a Photo From Your Computer" with a folder icon. Under "Add Videos", there are two buttons: "Upload Video From Your Computer" with a folder icon, and "Link to a Video From YouTube" with the YouTube logo. Below these is a third button labeled "Link to a Video From The Web" with a link icon.

If you need assistance or would like an invitation to the page sent to you directly, please contact Development at [giving@ymcadallas.org](mailto:giving@ymcadallas.org).

## 7. Donate and Share.

- Make your own donation.
- Share your fundraising page with your network.
- Ask your friends to donate, thank donors, enter offline gifts.

### RAISE MONEY, THANK DONORS, ENTER CASH/CHECK PLEDGES

[MAKE YOUR DONATION](#) [ASK YOUR FRIENDS](#) [THANK YOUR DONORS](#) [ENTER CASH/CHECKS](#)

Ask your friends to donate using our tools; we'll help you compose the message and send it out using email, Facebook and Twitter. We'll also help you keep track of who you need to follow up with and who you need to thank.

We've put together some tips to help you run a successful fundraising campaign. [Hide tips.](#)

- **Make the first donation on your page:** It shows you really believe in what you are doing and sets a mark for how much to donate.
- **Do a soft launch:** Ask the people that you are sure will donate first so you can build up some momentum. People like to support a winner.
- **Make the ask personal for you:** Emphasize what this cause means to you personally, how you've been involved in the past and the work that the organization does that speaks to you.
- **Make it personal for your donor:** Don't just make a general post that you are raising money; direct your asks toward specific friends using email, Facebook or Twitter.

✉ Ask using Email

📄 Ask using Text

📘 Ask on Facebook

The Facebook Fundraiser integration is not available at this time. Sharing your page on Facebook is still a great way to ask for support! Just use the button above to share your page on Facebook, asking your network to donate through your link to help you reach your goal!

🐦 Ask on Twitter

\*You will receive an email with your NEW personal fundraising link upon registering to fundraise for the 2024 Annual Campaign.