

Group Leader’s Notes – Bring This To The Campout

Congratulations! By taking your child on an Adventure Guide campout you are letting them know that they are the most important person in your life. If you have been on a campout before, you know that it is a great opportunity to make memories and build a strong relationship with your child. If this is your first campout, get ready to make memories that will last a lifetime!




Under the guidance of a carefully selected camp staff, you will find yourself in the heart of the foothills of the Palo Pinto Mountains less than 75 miles west of Fort Worth. Possum Kingdom is The Great Lake of Texas with more than 18,000 acres of crystal-clear water – it’s a Texas oasis surrounded by beautiful cliffs and rolling hillsides. Whether you are visiting for a weekend or staying for a lifetime, Possum Kingdom Lake has the amenities and services to meet your every need, from first-class dining and resorts to some of the finest marinas and golf courses in Texas.





In our effort to make this a positive experience for everyone we ask that you please leave alcohol at home and respect the policies and procedures set forth by the camp and your Program Director. Thank you for helping make your campout safe and successful.

Good Decisions!!! Camp Grady Spruce is an Alcohol-Free facility, please respect their rules. Practice good fire safety and enjoy the fire pits and grates at the cabins! Such reckless behavior is discouraged and prohibited, and the camp reserves the right to dismiss anyone that doesn’t practice common sense.

Please feel free to contact us with any questions that you might have. We look forward to having you and your child as our guests!

Group leaders – Please get this information to your group

| Pre-Camp Notes | |
|--|--|
| <p>REGISTRATION DEADLINE: April 15th</p> | <p>Registration will close Monday April 15th so please make sure to register earlier rather than later. If you are not sure that you’re registered, please email aginfo@ymcadallas.org Registration includes Saturday breakfast, lunch, and Sunday breakfast. If you miss the deadline, you’ll miss the fun! Cabin assignments will be provided when you check-in. If you have any special needs or requirements; please let us know.</p> |
| <p>Firewood Deadline April 17th</p>  | <p>Firewood – You can call Dean Anderson with A2Z Tree Service at 817-219-1299 or go to the link below to order your firewood.</p> <p>Call no later than the Wednesday before the campout. Prices for wood are Bulk bag for \$180.</p> <p>http://www.a2ztree.com/ymcawood</p> <p>Regarding campfires. Please be respectful of the fire rings provided and keep your fires within the fire rings. Only burn firewood, no trash or other debris. Keep your fires reasonable and modest; we are all familiar with the news stories about the wildfires and such. <u>Fires must be put out completely before leaving Sunday.</u></p> |

| Camp Schedule | | |
|----------------------------|--|---|
| FRIDAY | | |
| Time | What | Where |
| 4:00 ^{PM} | Check In & Cabin Assignments  | <p>Check in will happen at the top of the hill until 7:30 PM. EVERYONE MUST CHECK IN. You will be receiving cabin assignments at that time. After 7:30 PM, check in will happen at the Main Dining Hall. Absolutely do not drive on the grass!</p> <p>If you think you will arrive to camp after 8 PM, please let us know prior if possible.</p> <p>YMCA Camp Grady Spruce – 3000 Park Rd. 36 - Graford, TX 76449 Ph: 940-779-3411 – www.campgradyspruce.org</p> <p>The drive takes about 2 1/2 hours, plan accordingly. There are two routes (north along 380 and south through Ft. Worth). Try to get to camp early so that your kids can enjoy some time with their friends. The Group leader will write you a note if needed for your employer...</p> <p>Eating: There are no meals served Friday or Saturday night. Arrive early and cook hot dogs and hamburgers at your camp or stop at The Pizza Shack at PK for dinner. Everyone must check in before going to their cabins. Drive Safe! Arrive safe!</p> |
| 7:40 ^{PM} | Group Leaders Meeting Mandatory Attendance | Dining Hall at Main Camp please make sure you send either your lead volunteer or a representative from each group. We will review schedules, camp rules, and meet camp staff. Each group will have their own schedule that they will follow for Saturday activities, these schedules will be given out on Friday night. |
| TBD | Flashlight Walk | Ask about it at Leader Meeting! |
| SATURDAY | | |
| Time | What | Where |
| All Day | Group Flag  | Group leaders – Be sure to bring your flag to the camp and display on your cabin or nearby tree. Be sure to present your colors at each event, carry your flag with you through the day. |
| Assigned at Leader Meeting | Breakfast  | Main Dining Hall – Dining times will be on the schedule given out to Leaders Friday night. Arrive on time or risk going hungry... Please only come to the dining hall at your designated times. |
| Assigned at Leader Meeting | All groups will follow a schedule for activities.  | <ul style="list-style-type: none"> • Boat Rides to Hell’s Gate - visit a remote & deserted island • BB Guns – Official Daisy Red Riders, but don’t shoot your eye out! • Archery – This is even more fun when Mom isn’t around • Frisbee Golf, Basketball- we suggest bringing your own balls from home • Horse Back Riding – You must wear long pants and shoes • Hike at Johnston’s Peak • Fishing (bring your own gear and bait) • Zipline |






YMCA Adventure Program | Fall Campout



Camp Grady Spruce - Graford TX – April 19th – 21st

Campout Notes – Distribute to your Circle.

Be Sure to Print this and Bring with You!

| | | |
|-----------------------------|--|--|
| Assigned at Leader Meeting | Lunch  | Main Dining Hall – Dining times will be on the schedule given out to Leaders Friday night. Arrive on time or risk going hungry... Please only come to the dining hall at your designated times. |
| Assigned at Leader Meeting | Enjoy More of the Activities  | Same as above. |
| 6:00 ^{PM} | Dinner  | Dinner! There are no meals served Friday night or Saturday night. |
| Assigned at Leader Meeting | Bonfire  | Join us for a bonfire at the main side of camp! More details at the leader's meeting Friday night. |
| SUNDAY | | |
| Time | What | Where |
| Assigned at Leader Meeting | Breakfast  | Main Dining Hall – Dining times will be on the schedule given out to Leaders Friday night. Arrive on time or risk going hungry... Please only come to the dining hall at your designated times. |
| 10:00 ^{AM} to Noon | Pack Up and Enjoy the Camp | Drive Safely Everyone!! Check Out: Please sweep the cabins, bag up your trash and pick-up around the campground. Please leave the camp cleaner than you found it. If you moved any tables, bunks or mattresses, please return them where you found them. |

More Important Information

About Your Campout: This is a full-service campground, meaning that you will be in cabins with heat and in some cases A/C. All cabins will have bathrooms and showers. The bunkbeds are hard with what resembles a mattress. Bring either blankets or a sleeping bag and pillows. There are no linens, so you need to bring towels and such. Don't forget the stuffed animals and those stinky blankets that every kid has and needs to go to sleep. With that said, make sure you have it when you leave. If you are a light sleeper consider some ear plugs, you can find at any sporting store that carries hunting gear. These are cabins, not hotel rooms so set your expectations accordingly. Please keep the kids from jumping off the bunk beds – a broken leg or twisted wrist is not the memory you are looking to achieve.

Roles: Most groups will assign roles. One person responsible for ordering the firewood, one to bring food one to cook, a cook or grill master, therapist, mediator and such – everyone should take a role. Pack whatever you like but expect the kids to raid each cooler – so bring extra. Don't expect the kids to eat much so attempt to bring snacks that might offer some nutritional value (cereal bars, fruit, lunchables and other make-believe healthy stuff – protein wards off bad behavior.) Make sure you pack any medicines your child need but also bring your usual off the shelf meds too (allergy meds, Tylenol, whatever) – there are no pharmacies nearby. Bring extra shoes and socks, a pair of long pants and closed toe shoes. And we hate to say it, bring rain gear.

Keep an eye on the kids: Recommendation, the buddy-system or better yet – the herd-system. Kids should never be alone or without a parent is not nearby. This weekend is about time with your child, so be sure to have your one-on-one time. Don't use the drive to the camp as an opportunity to catch up on voice mail, put down the phone and talk to your kid – turn off the TVs in back seat. You kids will remember this weekend more than any other weekend in their entire life.

Meltdowns: Usually reserved for Saturday afternoon when the kids are the most tired. Work through it with the kids. Just know that it will happen and it will be over in 10-minutes or less. We don't suggest silly threats (we are going to leave if you don't stop...).

Behavior: Not the kids, the dads. Make good decisions. **The camps are alcohol free facilities;** this is a weekend to spend with your kids – not a weekend to get loaded with your buddies. But also, encourage the kids to behave well and be respectful of the camp and each other.

Most Important: Make sure that the kids are having a great time. We expect the dads to have a ton of fun too, but you will be tired, achy and cranky. This is camping and the facilities are not Ritz or even Motel 6 like. The camps are mostly run by volunteers, so be patient and set your expectations accordingly...

Sleeping Arrangements: Most cabins have between 12 and 16 beds. The size of your group will dictate how many cabins your group will be assigned. Please do not move beds out of cabins. We can suggest other alternatives if you want all your group to be in the same cabins.

If your child is one that likes to wander in the middle night, you might consider letting them have the bottom bunk and you take the top bunk. Please, keep the kids from jumping off the bunks. Snorers, you know who you are – work with your cabin mates to minimize their pain and discomfort inflicted by your snoring.

We are asking that sleeping arrangements be made that the heads of each participant will be at the feet of the person next to them. Also, the only people allowed in that cabin are the pairs staying in that cabin.

Chant or Song. Each Group should create a chant, war song or some other creative way to vocalize their Group. Each Group will be asked to sing, shout or scream their chant or song on the council fire.

Horseback Riding: Riding times will be assigned at the Group leaders' meeting on Friday night. Please get to your designated departure point 5-10 minutes early. All riders must wear helmets (provided), long pants, and closed toe shoes.

Boat Rides to Hell's Gate: A ten-minute boat ride to a deserted island where you can hike and explore. The view from on top of the island is great. The boats will leave every hour from the dock. This is about a 1½ hour trip.

YMCA Adventure Program | Fall Campout

Camp Grady Spruce - Graford TX – April 19th – 21st



Campout Notes – Distribute to your Circle.

Be Sure to Print this and Bring with You!

Directions and Check in Procedures: Once you have checked in, you will be given your cabin assignments. You may drive near your cabin and quickly unload your car. **Do Not Drive on The Grass!** Immediately move your car to the designated parking areas. If not, you are assured to get a few dings and scratches. Do not drive on the grass!

Waterfront: No swimming is permitted in the lake and no boating without a certified lifeguard on duty. Everyone must wear a properly secured lifejacket at all times while boating. Adult must be present in all boats/canoes.

Other Camp information: Please remember no silly string, sidewalk chalk, pets, or digging holes. We need to keep the camp the way it was before we came.

Camp Cooking: All the cabin areas will have a fire pit. Typically, the fire pits do not offer much of a grill to cook on. Many bring portable gas grills or charcoal grills. Just remember, sometimes you may be quite a distance from your camp area. You can also bring a grill to place over the fire pit or put some charcoal in the fire pit for cooking. There are raccoons that will break into the coolers at night, so make sure you secure things the best you can.

Campfires: Please be safe around the fires, burn only firewood – no bombs, cans, trash or other debris. Campfires are great fun, enjoy them safely. No cutting/chopping down trees. Keep fires in the fire pits/rings ONLY. Please do not move the fire rings.

Behavior: Be wise and make good decisions. Alcohol, fireworks and bad behavior are not allowed. This is a weekend for you to build lasting bond with your child. The YMCA reserves the right to kick you out for such decisions.

The Bell: The bell is to be used for 2 purposes: to call people to meals or to alert people to emergencies. If you hear the bell ring for 1 solid minute or more, come to the dining hall immediately for further details. Please do not allow children to ring the bell.

YMCA Adventure Program | Fall Campout

Camp Grady Spruce - Graford TX – April 19th – 21st

Campout Notes – Distribute to your Circle.



Be Sure to Print this and Bring with You!

Camp Grady Spruce: YMCA Camp Grady Spruce – 3000 Park Rd. 36 - Graford, TX 76449 - Ph: 940-779-3411

Driving Directions, but you may go online to route your own plan.

YMCA Camp Grady Spruce
3000 Park Rd. 36 - Graford, TX 76449
Ph: 940-779-3411
www.campgradyspruce.org

To Main Camp and Ray Bean Camp sites

- From Dallas/Fort Worth (about 120 miles): Follow I-30 West (from Central Dallas) to the I-20 merge west of Fort Worth heading towards Weatherford/Mineral Wells.
- Exit the Highway 180 cut-off at Weatherford. Continue on Highway 180 through Weatherford and Mineral Wells (Mineral Wells is the last guaranteed stop for food if you want to eat).
- Just west of Mineral Wells, turn north (right) onto Hwy 337 following it for 11 miles.
- At the 4-way stop in Graford, turn Left onto Hwy 254 following it 8 miles to the intersection of Hwy 254 and Hwy 16.
- Veer left onto Hwy 16. Proceed 2 miles.
- Turn right onto Park Road 36 (at The Cabins on the Corner). Stay on Park Road 36 through the 4-way stop past Mr. C's gas station.
- Park Road 36 will veer left after approximately 6 miles. Park Road 36 dead ends into the Main and Ray Bean Camps.

South Route- From Dallas/Fort Worth (about 120 miles):

- Follow I-30 West (from Central Dallas) to the I-20 West merge west of Fort Worth heading towards Weatherford/Mineral Wells.
- Exit the Highway 180 cut-off at Weatherford.
- Continue on Highway 180 through Weatherford and Mineral Wells (Mineral Wells is the last guaranteed stop for food if you want to eat).
- Just west of Mineral Wells, turn north (right) onto Hwy 337 following it for 11 miles.
- At the 4-way stop in Graford, turn Left onto Hwy 254 following it 8 miles to the intersection of Hwy 254 and Hwy 16-veer left onto Hwy 16.
- Proceed 2 miles to Park Road 36 turning right at the bait shop.
- Following it through the 4-way stop past Mr. C's gas station. The road will split after approximately 6 miles.
- Veer left for Main and Ray Beans Camps which will be to your left at the end of Park Road 36.

North Route:

- Head North from Richardson to US 380 through Denton, Decatur and Jacksboro.
- West of Jacksboro, take a left onto FM 4 south to Graford.
- Turn right on highway 254 in Graford and follow until it merges with HW 16.
- Take HW 16 and turn right onto Park Road 36 and follow the signs to Grady Spruce Main Camp.



No Tolerance Alcohol Policy

The YMCA Adventure Guide program is an alcohol and a drug-free environment. The use of alcohol or illegal drugs on YMCA property or during a YMCA Adventure Guide event is strictly prohibited. The YMCA Adventure Guide program has a no tolerance policy. Anyone found drinking or using illegal drugs will be asked to leave the program for one year.

This policy is consistent with the mission of the YMCA and is the policy dictated by the YMCA of Metropolitan Dallas.

Reinstatement Policy

The YMCA of Metropolitan Dallas allows each branch the opportunity to define criteria to reinstate those suspended due to the alcohol policy. After six (6) months of suspension and suspension from one campout, the suspended person(s) can be reinstated. The YMCA of Metropolitan Dallas defines its reinstatement policy as follows:

Any person suspended due to alcohol violations can be reinstated if the person meets the following criteria:

- Has been suspended for at least 6 months
- Has missed one campout due to suspension
- In the opinion of the Council officer and Y-Staff involved the alcohol incident was limited to consumption or possession. No other person was harmed or disturbed by behavior resulting from consumption.
- In the opinion of the Council officer and Y-Staff involved the person cooperated with the punishment and peaceably left the YMCA event.
- In the opinion of the Council officer and Y-Staff the person honored the suspension by not attending YMCA events.

The suspended individual must request to be reinstated into the program by contacting the YMCA Program Director. The YMCA Program Director will then review the details of the alcohol incident with Council members then based upon the findings, determine the appropriate reinstatement action.

YMCA Mission:

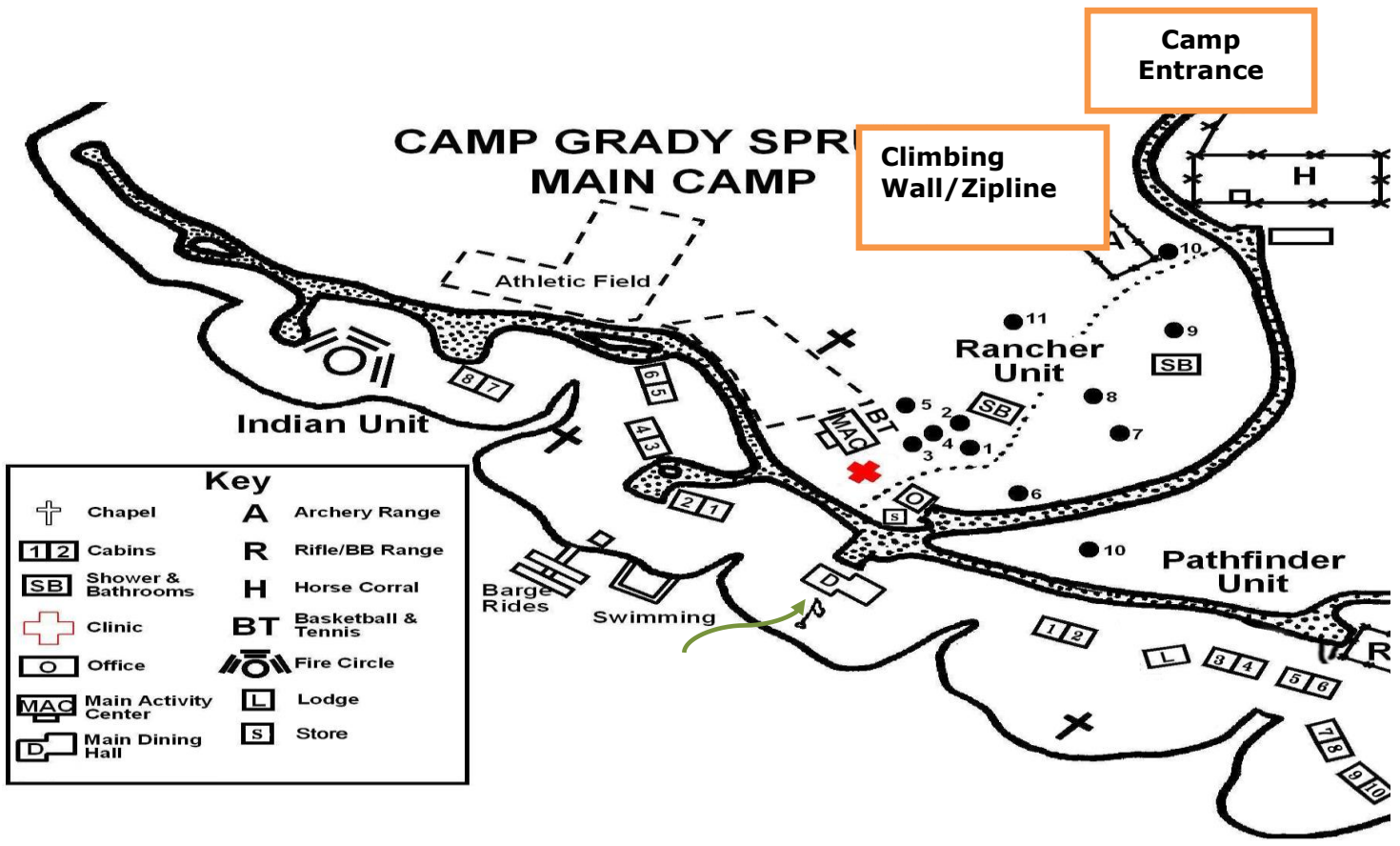
To put Christian values into practice through programs that building healthy spirit, mind and body for all.

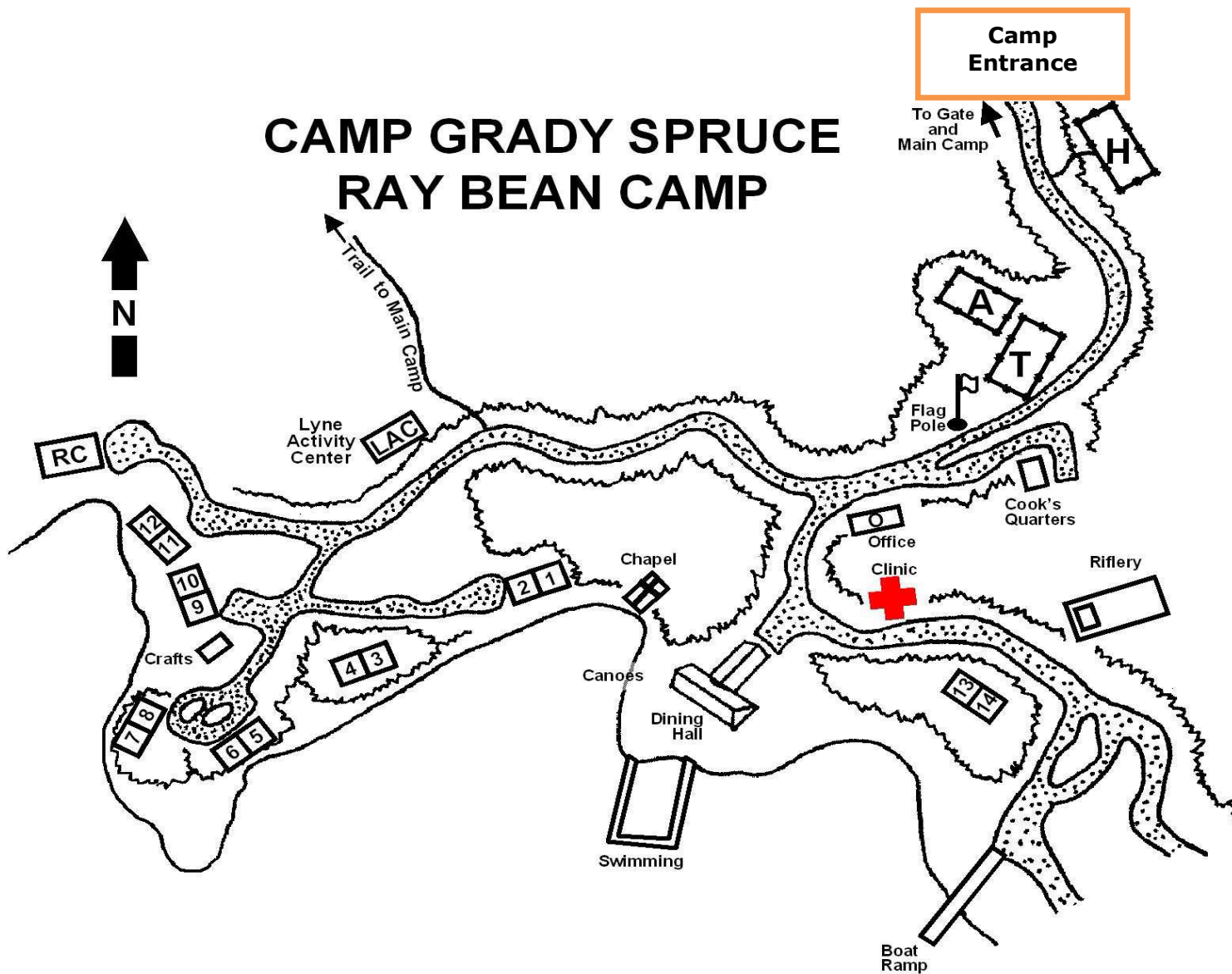
YMCA Core Values:

Caring
Honesty
Respect
Responsibility



Be Sure to Print this and Bring with You!





YMCA Adventure Program | Fall Campout



Camp Grady Spruce - Graford TX – April 19th – 21st

Campout Notes – Distribute to your Circle.

Be Sure to Print this and Bring with You!

| Item | Description | Who | Done |
|--|---|-----|------|
| Clothing (put your name on everything) | | | |
| Extra clothing, socks, shoes | | | |
| Jeans | Long pants are required for horseback riding | | |
| Warm Jacket | | | |
| Rain Gear | | | |
| Hiking boots | Closed toe shoes are required for horseback riding | | |
| Back packs | | | |
| Group T-shirts | | | |
| Food | | | |
| Cooking | | | |
| Grill | The fire pits at the camp typically do not have cooking grills. | | |
| Grilling utensils | | | |
| Charcoal | | | |
| Lighter Fluid | | | |
| Matches and Lighter | | | |
| Aluminum Foil | | | |
| Firewood | Order from the contact provided or BYO. DuraFlame Logs work great to start fires. | | |
| Table cloths | | | |
| Eating ware | | | |
| Friday Night | | | |
| Drinks | | | |
| Water | | | |
| Burgers/Hot Dogs & Buns | | | |
| Chili | | | |
| Chips & junk Food | | | |
| Saturday Morning (breakfast is served at the dining hall) | | | |
| Cereal Bars | | | |
| Coffee | Coffee for Dads | | |
| Juice | Look for the juice that does not need to be refrigerated | | |
| Milk | The little Horizon Milk boxes don't need to be kept cold. | | |
| Saturday Night | | | |
| Steaks/Chicken | | | |
| Hot Dogs and Buns | | | |
| Salad | | | |
| Condiments | | | |
| Sunday Morning | | | |
| Cereal Bars | | | |
| Coffee | | | |
| Juice | Look for the juice that does not need to be refrigerated | | |
| Milk | The little Horizon Milk boxes don't need to be kept cold. | | |
| Snacks/Misc | | | |
| Snacks | Variety of individually packed snacks | | |
| Ice | Several large ice chests full to keep drinks cold. | | |
| Smores | Graham crackers, chocolate bars, marsh mellowes | | |
| Fruit | Apples, Bananas, Grapes, etc. | | |
| Accessories | | | |
| Lanterns | | | |
| Chairs | | | |
| Insect and Tic repellent | | | |
| Sleeping bag or quilt | | | |
| Extra blankets | | | |
| Pillows | | | |
| Toiletries | | | |
| Towels | | | |
| Towelettes/Wipes | | | |
| Hand soap | Anti-bacterial hand gel for kids is good | | |
| Liquid Dish Soap | | | |
| Trash bags | | | |
| Flashlight and extra batteries | | | |
| Ice Chest | | | |
| Necessary Rx Medications | | | |
| Recreation | | | |
| Fishing Tackle | | | |
| Fishing Pole | | | |
| Jam box and extra batteries | | | |